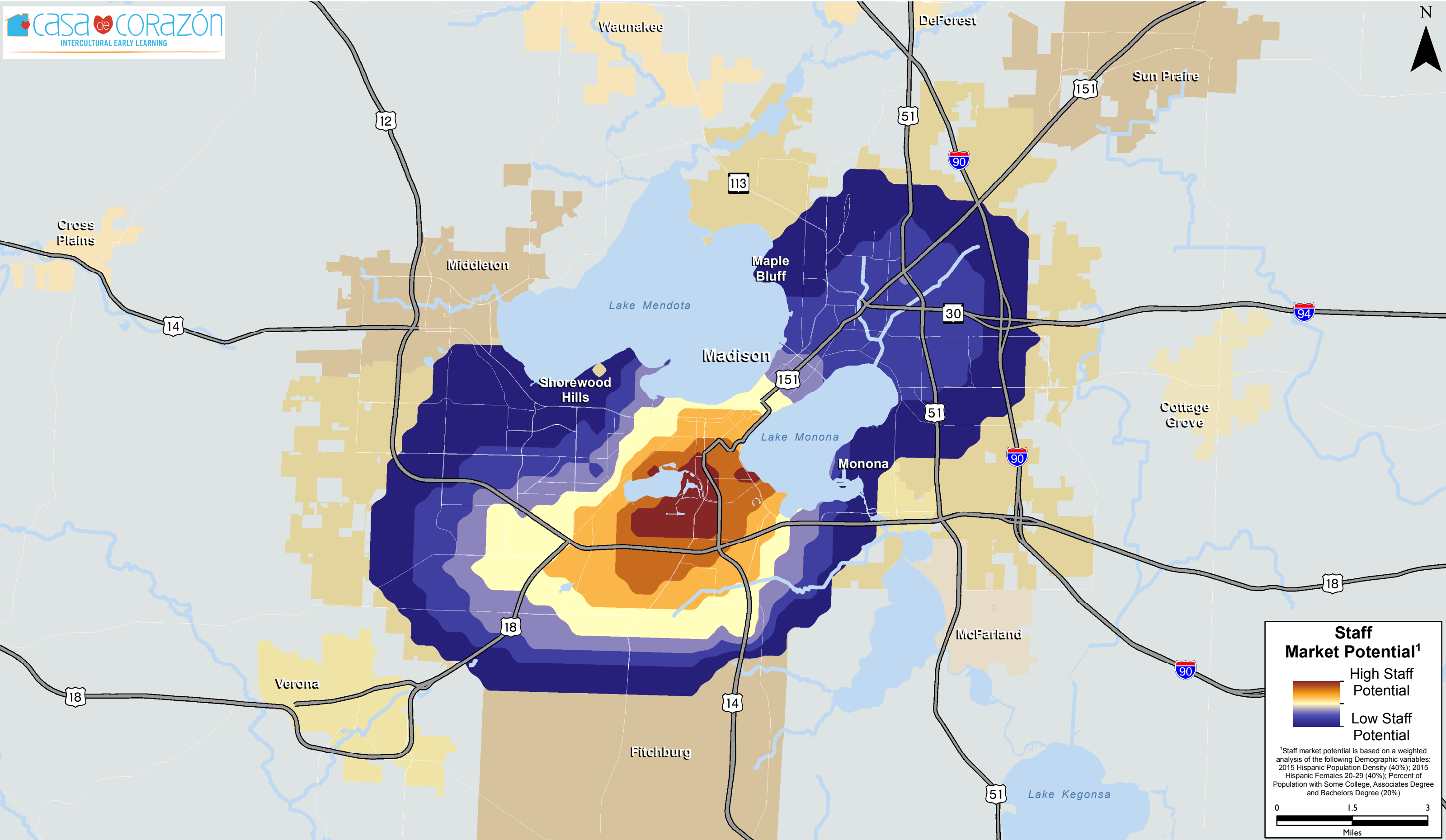
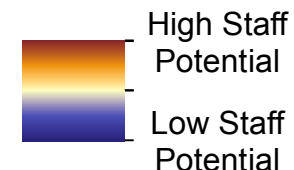


Madison, WI - MSA

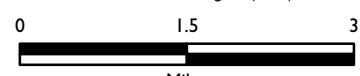


Staff Market Potential¹



High Staff Potential
Low Staff Potential

¹Staff market potential is based on a weighted analysis of the following Demographic variables:
2015 Hispanic Population Density (40%); 2015 Hispanic Females 20-29 (40%); Percent of Population with Some College, Associates Degree and Bachelors Degree (20%)



0 1.5 3
Miles

I:\INFO\ArcMap\Brokers\Office\John_McCarthy\CasaCorazon\Workspace\Madison.mxd
Sources: Cushman & Wakefield/NorthMarq, ESRI, LandisCor, Neomap copyright 2015
The data used for this graphic has been obtained from sources which we deem reliable. While every effort has been made to report accurate data, Cushman & Wakefield/NorthMarq cannot guarantee the accuracy. Furthermore, we cannot assume responsibility for any omission of data which may occur. It is the responsibility of the user to undergo independent verification before using this graphic for business and/or financial decisions.